



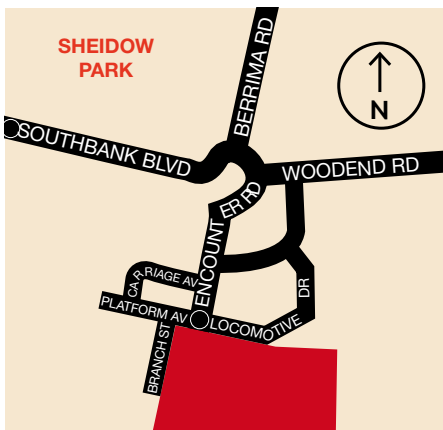
SHEIDOW PARK

better living

Stage 25 Locomotive Drive & Woodend Road



Build your own dream lifestyle in the heart of Sheidow Park



For further information
call John 0414 846 183
or Maurice 0407 236 321


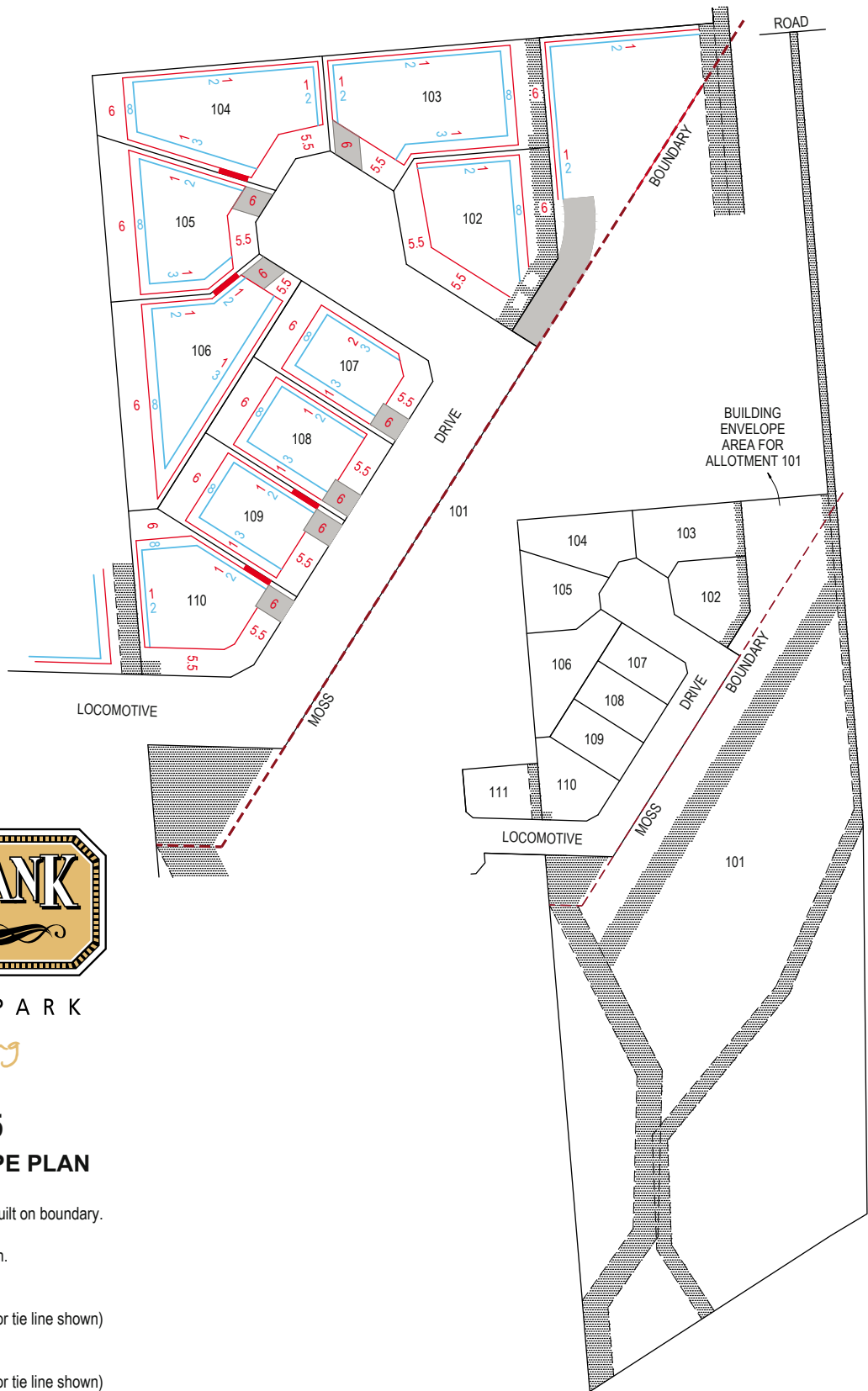


A Quality Development by



Ph 08 8112 3133 realtysa.com.au Level 3, 24 North Terrace Adelaide SA 5000 PO Box 187 Hindmarsh SA 5007 Fax 08 8221 5510

This is an indicative plan only. It may change and is subject to, and must be read in conjunction with the details and specifications contained in the engineers and other drawings held by council in relation to this development. Fairmont Group will not be liable in any way whatsoever for any inaccuracies contained in this document. POW-7224-PC



SOUTHBANK
SHEIDOW PARK
better living

**STAGE 25
BUILDING ENVELOPE PLAN**

- Denotes garage can be built on boundary.
- Denotes driveway location.
- Single Storey Setback
(distance from boundary or tie line shown)
- Two Storey Setback
(distance from boundary or tie line shown)
- Denotes Easement

Envelopes are indicative showing minimum set backs only at the time of preparation. Council and Development Plan requirements must also be adhered to.

Realty SA
RLA 170486
Creating better communities

A Quality Development by
Land SA